B. P. R. REG. NO.	STATE	PROJECT NUMBER	SHEET NO.	TOTAL SHEETS
1	MAINE	2518		

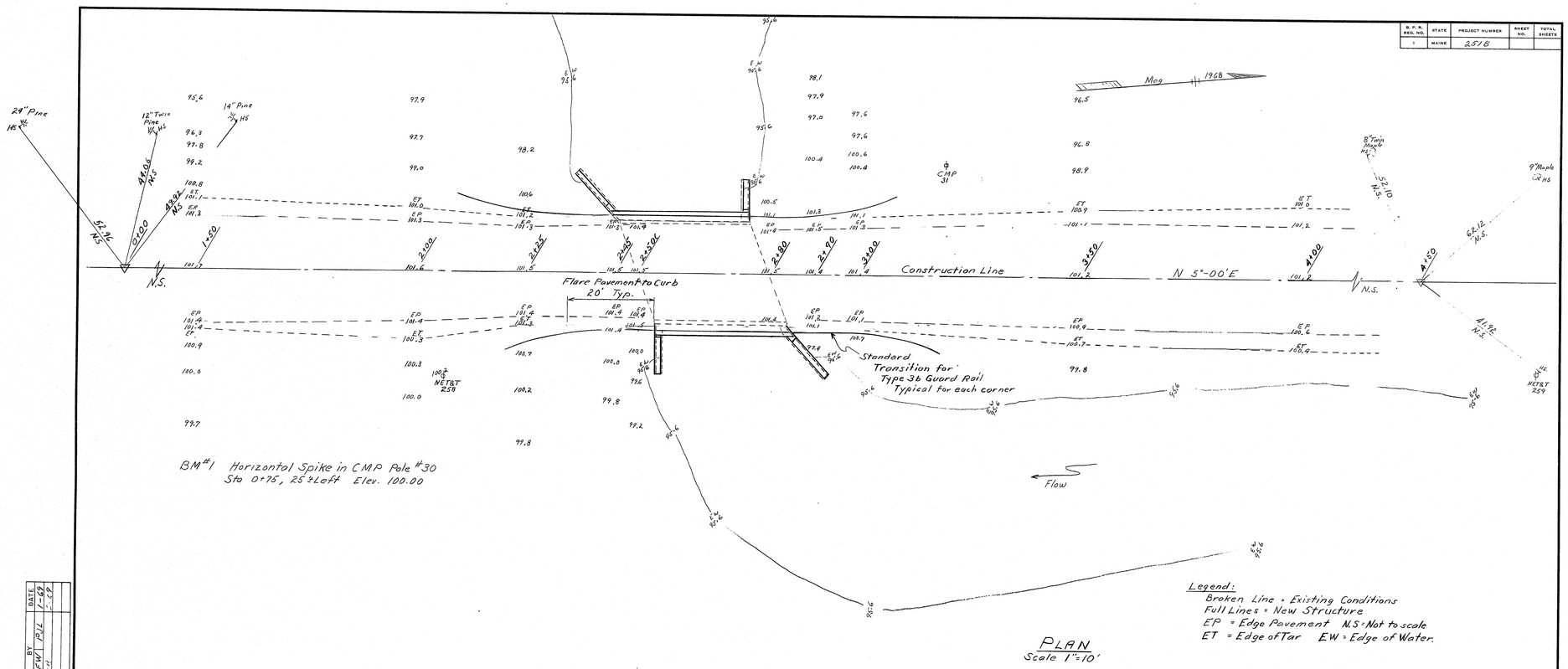

PLAN
Scale 1"=10'

PLANS		BY	DATE
	DESIGN - DETAILED	CAW	7-62
	CHECKED	RJL	7-62
	REVISIONS		
	FIELD CHANGES		

98-500

STATE HIGHWAY COMMISSION
BRIDGE DIVISION

MARTIN STREAM BRIDGE
OVER
MARTIN STREAM
IN THE TOWN OF
TURNER
ANDROSCOGGIN COUNTY
SURVEY

SHEET 1 OF 2 AUGUSTA, MAINE

JANUARY 1968

2031 2880

B. P. R. REG. NO.	STATE	PROJECT NUMBER	SHEET NO.	TOTAL SHEETS
1	MAINE			

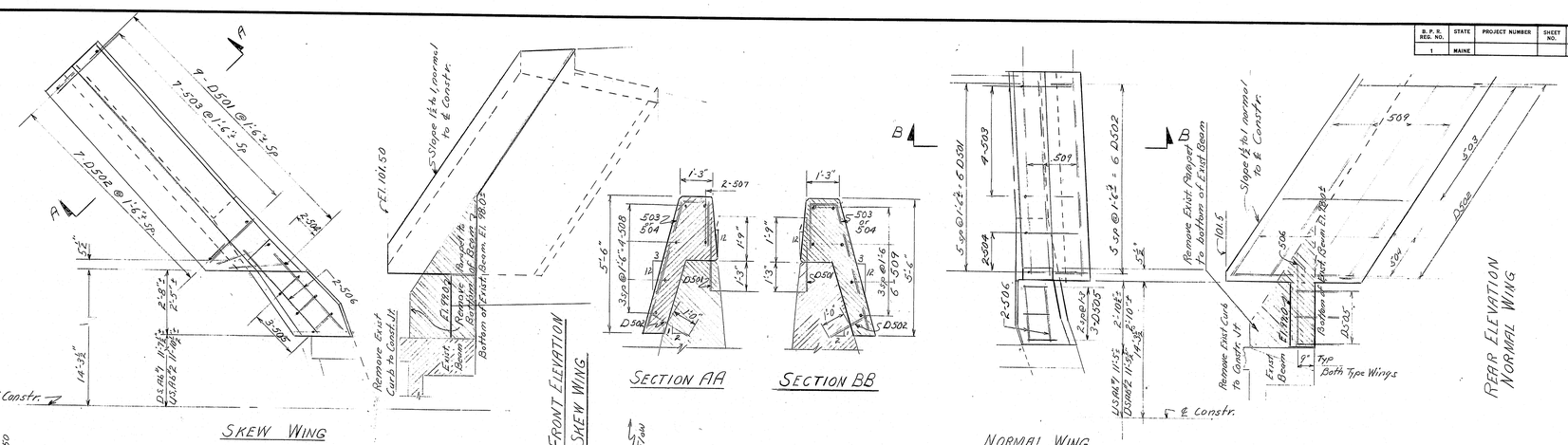

REINFORCING SCHEDULE

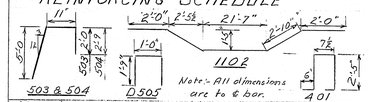

Mark	Size	Length	Number	Location
1102	11	31'-3"	6	Slab Extension
503	5	8'-0	22	Wings
504	5	8'-9"	8	do
D505	5	4'-6	12	Bridgeseat Dowels.
401	4	6'-6"	62	Curb
STRAIGHT BARS				
1101	11	30'-4"	8	Slab Extension
D501	5	3'-0"	30	Dowels Top of Wing
D502	5	1'-9"	32	Dowels Back of Wing & Slab
506	5	4'-6	8	Bridge Seat
507	5	11'-6"	4	Front Skew Wing
508	5	9'-0	8	Back Skew Wing
509	5	8'-0	12	Front & Back Normal Wing
511	5	2'-3	64	Slab Extension
512	5	31'-0"	4	Top Curb

Note :- Drilling for and grouting dowels, bars prefixed by D, shall be incidental to placing reinforcing steel.

Place 3 dowels D502 in the Bridge Seat at the Abut. on the Fixed End. Apply 2 layers of Heavy Roofing Felt to Bridge Seat on the Expansion End, which is indicated on the Existing Structure by the same application.

98-501

DESIGN–	CRW	DEC-FAL	BRIDGE NO.
TRACE–			SURVEY–
CHECK–			PLOT–

STATE HIGHWAY COMMISSION
BRIDGE DIVISION

MARTIN STREAM BRIDGE
OVER
MARTIN STREAM
IN THE TOWN OF
TURNER
ANDROSCOGGIN COUNTY
PLANS & DETAILS

SHEET 2 OF 2 AUGUSTA, MAINE